

BINGHAM COUNTY COMMISSIONERS

Whitney Manwaring, Chairman

Eric Jackson

Drew Jensen



Lindsey Dalley, Commission Clerk

501 N. Maple Room 204

Blackfoot, ID 83221

Phone (208) 782-3013

Fax (208) 785-4131

Wednesday, March 19, 2025

- | | | |
|------------|--|---------------|
| 8:15 a.m. | Approval of Cash Warrants, Claims and Administrative Documents. | {ACTION ITEM} |
| 8:15 a.m. | Approval of Tax Inquiry Documents submitted by the County Assessor | {ACTION ITEM} |
| 8:15 a.m. | Prior Approval for Major Purchase of commercial fridge compressor replacement for the Probation Lab. | {ACTION ITEM} |
| 8:15 a.m. | Prior Approval for Major Purchase to attend IML Training in Utah- Requested by Jason Marlow. | {ACTION ITEM} |
| 8:30 a.m. | Weekly update meeting with Sheriff Jeff Gardner. | |
| 9:00 a.m. | Review of County Annual Juvenile Justice Report. | |
| 9:30 a.m. | Bi-weekly update meeting with Laraine Pope- Human Resources Director. | |
| 10:00 a.m. | ICRMP Cyber Defense Strategies Zoom Webinar. | |
| 11:00 a.m. | Southeast Idaho Public Health Update presented by Maggie Mann. | |
| 12:00 p.m. | Chamber Luncheon- Held at Blackfoot Elks Lodge located at 123 N. Ash Street, Commissioners attending. | |
| 2:00 p.m. | Weekly meeting with Paul Rogers, County Civil Attorney. | |
| 2:30 p.m. | Discussion & decision regarding county participation in American 250 Celebrations- Requested by Clerk Eckhardt. | {ACTION ITEM} |
| 3:00 p.m. | 1) Meeting to receive the Planning & Zoning Commissions recommendation to Approve the Murkwood Subdivision, a replat of Lots 1 and 2 of Block A in The Grimmett's Addition, to create a 4-Lot Residential Subdivision located At approx. 759 W. 200 N., 198 N. 750 W. and 196 N. 750 W, all located in Blackfoot, on approximately 3.99 acres as proposed by property owners Mathew and Corrie Cagle and John and Tracy Stewart. | {ACTION ITEM} |
| | 2) Approve the proposed Lot 4 to be less than one acre in size, located in A "C1" Light Commercial Zone, pursuant to Bingham County Code Section 10-6-6(B)(5) <i>Area Regulations</i> . | {ACTION ITEM} |
| 3:00 p.m. | Bi-weekly update meeting with Tiffany Olsen- Planning & Development Director. | |

"Potato Capital"

TAX INQUIRY

Meeting Date: March 19, 2025
Meeting Time: 8:15 am

The Board of Bingham County Commissioners hereby take the following action:

Tax # RP1209100 Year(s) 2024

on behalf of Ramos Rufino & Josephine

Having: Personally met this day Telephoned

It was agreed to allow:

Tax cancellation of \$ _____ Interest excused of \$ _____

Penalty cancellation of \$ _____ Fees excused of \$ _____

Solid Waste fee cancellation of \$ _____

Adjust value from \$ 210,970 to \$ 105,485 Difference \$ 105,485

Allow an extension until _____

Request a reappraisal by Assessor
(Scheduled for _____)

The reason for this action is due to:

Hardship Error Homeowners

Other comments:

Owners name was taken off by mistake
and the Homeowner Exemption was removed

Signed and approved this _____ day of _____, 20____

Submitted by:

Commissioners

Donovan Harvick

Assessor

Dudley Byler - Deputy

Chairman

Treasurer

Board Member

Board Member

Meeting Date: March 19, 2025
Meeting Time: 8:15 am

Bingham County

Prior Approval For Purchase

(Please provide documentation)

Idaho Code §67-28 PURCHASING BY POLITICAL SUBDIVISIONS

Date: 3/11/2025

Department: Maintenance

Submitted By: Jason Marlow

To be purchased: Probation Commercial Fridge compressor replacement. (Fix)

Justification: The Commercial Fridge in the Probation Lab has broken down and needs a new Compressor. L&L has quoted us to replace it. Probation uses this for Drug tests.

Estimated Cost:

Materials \$1,491.00

Labor

Total: \$ 1,491.00

Fund(s) to be paid from: 0494-000 Building and Fixtures

Approved


Denied

Approved/Denied By:

Whitney Manwaring, Chairman Date

Eric Jackson, Commissioner Date

Drew Jensen, Commissioner Date



L&L Mechanical, Inc.

3,10,2025

To: Bingham County
Attn: Jason Marlow
Sub: Reach in freezer repair
Re: Cost proposal

Jason,

After our service technician was on site on 3-4-2025 he found that the compressor for the reach in freezer needs to be replaced. After looking into the cost of the required parts for this replacement we have prepared a cost for this replacement.

For This Repair Your Total Lump Sum is \$1,491.00

This cost includes the following

- Recovering of refrigerant per EPA requirements
- Removing and installing a new Compressor per manufacturer requirements
- Additional refrigerant to the manufacturers rating plate
- Triple evacuation of the system

Please Note.

- This cost does not include the previous service call on 3-4-2025

Sincerely,
Houston Birch
L and L Mechanical
C. (208)-419-2819
Houston@llmechinc.com

556 WEST HWY 39 ♦ BLACKFOOT, IDAHO 83221
PHONE (208) 782-0204 ♦ FAX (208) 782-0206
E-MAIL: @LLMECHINC.COM

Meeting Date: March 19, 2025
Meeting Time: 8:15 am

Bingham County

Prior Approval For Purchase

(Please provide documentation)

Idaho Code §67-28 PURCHASING BY POLITICAL SUBDIVISIONS

Department: Maintenance

Date: 3/12/2025

Submitted By: Jason Marlow

To be purchased: IML Training in Utah

Justification: IML is having several classes over a three-day period. One of particular interest is the ADA openers class. I think this training will be beneficial to our department and save money because we will be adding more automatic doors. By providing us the ability to install and trouble shoot the current ADA doors we have.

Estimated Cost:	Per diem	\$150.00
	Classes	\$300.00
	Motel room	\$175.00
	Travel/Fuel	\$50.00

Total: \$ 675.00/Person

Fund(s) to be paid from: 0449-0000 Supplies/Other

Approved

Denied

Approved/Denied By:

Whitney Manwaring, Chairman Date

Drew Jensen, Commissioner Date

Eric Jackson, Commissioner Date

IML SECURITY EXPO

Salt Lake City, Utah

Training: April 16th and 17th
Trade Show: April 18th


*39 Training Courses
Over 100 Manufacturers Onsite*



Be one of the first 50 customers to arrive on April 18th, and you will receive a \$50 gift card.



Receive A
\$50
Gift Card



PRE-REGISTERING IS EASY!

Pre-register online at imlss.com or let us pre-register you

Complete the below information and email to marketing@imlss.com, give to an IML Representative or fax to (801) 983-1091.

Pre-registration closes April 8, 2025

Guest 1 Information (G1)

First Name: Jason
 Last Name: Marlow
 Title: Maintenance Supervisor
 Company: Bingham County,
 Account #: _____
 Address: 501 N. Maple St.
 City: Blackfoot State: ID Zip: 83221
 Phone: 208-690-9614
 Email: Jmarlow@Binghamid.gov

Guest 2 Information (G2)

First Name: _____
 Last Name: _____
 Email: _____

Guest 3 Information (G3)

First Name: _____
 Last Name: _____
 Email: _____

Payment Method:

Account: _____
 PO: _____
 Check: _____
 Credit Card: _____
 Exp. Date: _____
 CVC: _____



Wednesday, April 16, 2025

8:00 am - 5:00 pm (8 Hours)

- Basic Low Voltage, Advanced Electronic System Wiring And Basic Troubleshooting (\$100)
- X10 Certification (Hosted at IML Branch - \$350)

8:00 am - 12:00 pm (4 Hours) \$50

- Access Control Made Easy
- ASSA Inc. Certification
- Basic Locks, Closers And Exit Devices
- Electromechanical Hardware - Retrofit Installation
- Getting Key Control With SimpleK
- Low Energy Operator and Access Control Training Overview
- Paxton10 Essential
- Servicing Hollow Metal Doors And Frames

1:00 pm - 5:00 pm (4 Hours) \$50

- Access Solutions And Applications
- Advanced Troubleshooting For Low Voltage Locking Devices
- Decoding And Lock Pick Opening With Original Lishi
- Door Automation 101 With Entrematic/Record
- Fire Door Inspection: 13 Things You Must Know
- NDEB And LEB Wireless Lock Symposium Featuring Pure Access Cloud
- Paxton10 Advanced
- Storefront Door Servicing And Repair

Thursday, April 17, 2025

8:00 am - 5:00 pm (8 Hours)

- LKM10K Lock Series Certification (Hosted at IML Branch - \$450)
- Master Keying Solutions (\$100)

8:00 am - 10:00 am (2 Hours) FREE

- Access Control Solutions For Small And Growing Businesses
- Continuous Hinge Installation

8:00 am - 12:00 pm (4 Hours) \$50

- Advanced Breaking And Entering
- Cylindrical And Mortise Locks: Things You Must Know To Install And Service
- Electric Circuits, Wiring Diagrams And System Design
- Intro To Automotive Locksmithing
- MVP Access Cloud Based Access Control
- Transponder Keys, Key Machines And Programming

10:15 am - 12:00 pm (2 Hours) FREE

- Electronic Access Control on Heavy Glass Door Openings

11:00 am - 12:00 pm (1 Hour) FREE

- Door Interlocks: Applications And System Design

1:00 pm - 3:00 pm (2 Hour) FREE

- SAVI Certification: Institutional Security Survey
- Travel Trailers, RV's And Campers With Blue Dog Keys

1:00 pm - 5:00 pm (4 Hours) \$50

- Access Control Basics
- Access Control Power And Distribution Design
- Advanced Automotive Key Programming
- Lock Picking Tips And Tricks
- Low Energy Automatic Operators And Exit Alarms

3:15 pm - 5:00 pm (2 Hour) FREE

- Security And Low Energy Door Sensor Integration
- Setting Up A Milesight Video System

Friday, April 18, 2025

10:00 am - 2:00 pm (4 Hours) FREE

- IML SECURITY TRADE SHOW



SHERATON

Hosted at:
Sheraton Downtown Salt Lake City
 150 West 500 South,
 Salt Lake City, Utah 84101

Wednesday, April 16, 2025

Morning Courses And Descriptions

Basic Low Voltage, Advanced Electronic System Wiring And Basic Troubleshooting

Rodger Schmidt of ASSA ABLOY

8:00 am - 5:00 pm : \$100.00



This 8 hour course will cover low voltage electricity for strikes, mag locks and electrified hardware. You will also review advanced access control and system wiring techniques, installation and product troubleshooting. The class includes instructional and hands-on exercises covering the following subjects:

- Hands-on basic system wiring and operation
- Switches and Relays
- Voltage, Current and Resistance
- Series versus Parallel Wiring
- Use of Multi-meters – How to test
- Fire Alarm Interface
- Fail safe lock system wiring
- Fail secure lock system wiring
- Basic system trouble shooting - Using multi-meter
- Wiring trouble shooting - What you should test
- DK-26 and Power Supply Trouble shooting
- Magnetic lock and electric strike troubleshooting
- Touch sense bar troubleshooting
- Digital keypad troubleshooting
- Basic access control systems troubleshooting

X10 Certification

Seth Blumberg

8:00 am - 5:00 pm : \$350.00



This certification course provides in-depth training for installation, operation, and programming of the X-10 lock and presents the differences between it and the X-09. Class instruction will cover:

- How to properly install the X-10
- How to set up the lock in various modes of operation
- How to change combinations
- Recognize and clear error conditions in the lock
- Auditing procedures and basic troubleshooting
- How to program and operate the lock in single, dual, and supervisor/subordinate modes

All tools will be provided and students will receive a training workbook and product material. A multiple choice exam will be given at the end of the course. Students must score 76% or higher to obtain certification.

Access Control Made Easy

Russ Anderson of INOX

8:00 am - 12:00 pm : \$50.00



In this course, begin with an overview of the site survey of an opening to determine what you should consider – including codes, fire rating, frame type and door type. The type of lock operation and how the door should function under certain conditions. The focus is choosing the most correct solution based on customer expectations, opening conditions, function and budget.

- Identify any factors that may cause an opening not to function properly.
- How to identify customer expectations when choosing a solution.
- Identify how to match the proper solution with the opening
- Summarize how certain codes can impact solution selection
- Hands on application of budget friendly solutions

ASSA Inc. Certification

Sam Wilson of ASSA Inc

8:00 am - 12:00 pm : \$50.00



Factory certification training covering specifications on key depth, spacing and cutting. Specifications on lock cylinders and applications. Technical and servicing information on all ASSA Twin 6000, Twin Exclusive, Twin V-10, Twin Pro, Twin Maximum/CLIQ and Maximum+/CLIQ cylinders with hands on portion that will give participants a thorough understanding of operating principle for standard cylinder and interchangeable core.

On completion of the class there will be a proficiency exam and a factory issued certificate when student receives a passing grade.

Basic Locks, Closers And Exit Devices

Kyle Martin of Allegion

8:00 am - 12:00 pm : \$50.00

This course is an introduction to locks, closers and exit devices. We will discuss the different types of locks available, including grades and appropriate applications for all brands of locks, closers and exit devices.

You will also review closers, arms and mounting methods along with the different styles of exit devices and their uses.

Electromechanical Hardware - Retrofit Installation

Brian Kenley of Command Access

8:00 am - 12:00 pm : \$50.00



Learn basic electronic principles for low voltage electrified hardware, connect loads to power supplies, build circuits, and understand the proper use of an electric multimeter. Get hands-on experience connecting electric locks, monitoring switches, and low-power emitting devices for fail-safe locks. Install latch retraction kits designed to field retrofit exit devices for several manufacturers. Instructors will teach how to transform existing mechanical hardware openings to access control openings.

Get the edge on your competition and learn how to leverage existing hardware by electrifying openings with electronic transfer hinges and loops, latch retraction exit devices, electric locking hardware, dedicated power supplies, and Molex solutions.

Getting Key Control With SimpleK

Jonathan Bedard of SimpleK

8:00 am - 12:00 pm : \$50.00



Key control and management of institutional master key systems can be a real challenge. SimpleK is a software package that offers institutional locksmiths multiple functions to create master key systems, manage future expansion, do core pinning calculations, verify ghost keys, easily register core changes, etc. It also includes all the features to improve efficiency in all key management processes such as key requests, approvals, key issuances, deposits, key returns, refunds, reports, etc.

This class will be hands-on, using the SimpleK trial version, and will demonstrate how to use SimpleK to manage your master key systems and keys.

Low Energy Operator and Access Control Training Overview

Chris Freeman of dormakaba

8:00 am - 12:00 pm : \$50.00



This class is intended to provide an in-depth view on the ED900 Low Energy Operators and Access Control; options, applications and information for users and designers to reduce misapplications. We will discuss product features on electrified and electronic hardware while providing accessibility and emergency egress to meet the legal aspects of a building and building design.

- Decide which dormakaba DORMA access control and electrified hardware can meet your customers need based on security, ADA and life safety codes.
- Learn time saving installation, adjustment and maintenance tips for dormakaba DORMA Electrified hardware and Low Energy Operators.
- Select the correct application method for specific Low Energy Operators and Access Control Troubleshoot common installation problems
- Choose proper dormakaba DORMA's electronic access control solution utilizing Low Energy Automatics, electrified hardware, and access control.

Paxton10 Essential

John Coursey of Paxton Access

8:00 am - 12:00 pm : \$50.00



Paxton10 Essential training is designed to introduce you to our combined access control & video management system. The sessions provide an opportunity to get to know the system and cover everything you need to install, configure, and maintain a Paxton10 system.

- Setting up the Paxton10 Server on your network
- Configuring the Paxton10 online user interface
- Hands on setup of Paxton10 cameras
- Using Entry with Paxton10

Servicing Hollow Metal Doors And Frames

David Thielen of IML Security Supply

8:00 am - 12:00 pm : \$50.00



This class will introduce the student to Hollow Metal Doors and Frames, including nomenclature, design, installation, repair, and servicing techniques of various types of doors and frames. There will be a demonstration of tools as well as lecture, discussion and videos of troubleshooting and repair techniques.

The hands on portion will give the student some valuable experience in installing locks, repairing hinges, retrofitting hardware, preventing door collapse, cutting doors, and other profitable skills.

Wednesday, April 16, 2025

Afternoon Courses And Descriptions

Access Solutions And Applications

Alfredo Mandragon of Codelocks

1:00 pm - 5:00 pm : \$50.00

A full, in depth, hands on training promoting the implementation of access solutions from institutional, residential & commercial industries. This course will illustrate how products work and which products can be used by Locksmiths, Gate Contractors, Maintenance staff & security professionals.

- Mechanical & electronic cam locks
- Free egress panic hardware
- Mechanical & electronic door & gate locks
- Accessory applications



Advanced Troubleshooting For Low Voltage Locking Devices

Brian Kenley of Command Access

1:00 pm - 5:00 pm : \$50.00

Learn techniques to troubleshoot new and existing electrified openings from simple lock/unlock to access control validated automatic operator doors. Learn common design issues and the proper ways to rectify them. Get hands-on troubleshooting experience with a step-by-step method to isolate and identify problems accurately. Save time and money by learning to identify issues and develop the proper course of action quickly. Designed for students with previous experience or training in low voltage electrified hardware, connecting loads to power supplies, building circuits, and understanding the proper use of an electric multimeter.



Decoding And Lock Pick Opening With Original Lishi

Mike Kenessey of Lishi

1:00 pm - 5:00 pm : \$50.00

This 4 hour hands on course offers exercises with specially designed cylinders to gain practical experience and understanding of lock picking and decoding. Students will learn to pick by feel, learn new picking techniques, accurately decode a lock and perform lock bumping. Also covered in this course will be Lishi Residential picks and AutoProPad programming.

Upon completion, students will have a greater understanding of lock picking, for both pin and disk tumbler cylinders. Tools and cylinders will be provided for this course.



Door Automation 101 With Record/Entrematic

Liam Lehn of Record/Entrematic

1:00 pm - 5:00 pm : \$50.00

The Record brand of low-energy operators offers an easy-to-install product that integrates with all building access entry requirements. Learn the ease of installation, code requirements and selecting the right product for any door out there.

Fire Door Inspection: 13 Things You Must Know

Erik Cameron of Dormakaba

1:00 pm - 5:00 pm : \$50.00

In this course, you come to understand the Annual Fire Door Inspection requirements as stated in NFPA 80 & 101 (Fire & Life Safety) code requirements for Door Hardware on "Fire Doors" and "Doors in a Path of Egress." Students will learn to identify issues, codes and standards that affect door hardware and recognize what opening components and/or corrections are required to have these doors comply with codes.

We will cover Fire & Life Safety codes as they relate to the use and operation of these opening within facilities. This program will help both the novice and veteran to identify, select and correct (with code-approved products) the most recurring violations in the field.

NDEB And LEB Wireless Lock Symposium Featuring Pure Access Cloud

Derek Hileman of Allegion

1:00 pm - 5:00 pm : \$50.00

NDEB and LEB wireless locks using Pure Access Cloud technology gives you more ways to solve your customer's access control challenges and can be your key to revenue growth. Installing hybrid access control systems is the way to solve your customers' needs and become the connected security partner of the future. Upon Completion of This Course, You Will Be Able To:

- Determine the ideal applications for wired/wireless access control
- Install your wired/wireless equipment
- Configure a Pure Access Cloud hybrid system
- Secure your customers site with smart card technology - eliminate unauthorized credential duplication
- Increase business potential by capturing opportunities you may otherwise decline



Paxton10 Advanced

John Coursey of Paxton Access

1:00 pm - 5:00 pm : \$50.00

Designed for installers who have completed Paxton10 Essential training, our Paxton10 Advanced sessions will help you to unlock the power of Paxton10 and provide you with the skills to get the most from your system.

- Managing multiple sites from a single location
- Getting the most from Paxton10 software
- Detailed device configuration
- Fire & intruder alarm integration
- Fundamental troubleshooting tips



Storefront Door Servicing And Repair

Dave Thielen of IML Security Supply

1:00 pm - 5:00 pm : \$50.00

The entrance to a business says a lot about what's inside. Servicing storefront doors is easy money and a little knowledge is all you need to get started. Topics covered during this course include:

- Offset versus center hung doors
- Servicing aluminum door exits
- Adjusting/replacing door closers and closer arms
- Raising a door
- Repairing a sagging door
- Hiding holes
- Blank out kits
- Replacing pivots and hinges



CLICK OR CALL

TO PRE-REGISTER

www.imlss.com

(801) 486-0079



INCREDIBLE EXPO ONLY SPECIALS

IML Security Trade Show:

April 18th / 10:00 am - 2:00 pm



- Over 100 Manufacturers On-site
- Expo Show Pricing
- Over 60 Raffle Prizes To Win
- Giveaways and Competitions
- Incredible Food

Hosted at:
Sheraton Downtown Salt Lake City
 150 West 500 South
 Salt Lake City, Utah 84101

IML SECURITY EXPO GOLD SPONSORS

Thursday, April 17, 2025

Morning Courses And Descriptions

LKM10K Lock Series Certification

Seth Blumberg

8:00 am - 5:00 pm : \$450.00



This course was developed to provide a comprehensive understanding and the skills necessary to become a Certified LockOne LKM10K Technician for both the government and industrial sector. This hands-on course is designed to teach you the requirements and proper means to install, service and maintain the LockOne LKM10K Lock Series. In this course you will become proficient in identification, installation and operation of the mechanical and electromechanical components of the LKM10K Lock Series.

- FF-L-2890C Introduction
- Overview of instructions for both wood and hollow metal doors
- Hands-on installation of the LKM10K Panic & Push/Pull models with templates and/or fixture on a wood door
- Troubleshooting
- Product differentiation on available models

Master Keying Solutions

Guy Robinson of ASSA ABLOY

8:00 am - 5:00 pm : \$100.00



This course will provide the necessary training to all those who want to provide quality Master Keying service to their customers. The students will be instructed on determining what a good master key is, how to progress a master key in numerous ways, to create change keys and how to properly determine and use the various sub-master keys. In addition, all students will get firsthand knowledge on writing full systems by hand and with software.

Upon completion of the class, the students should have the required information and understanding to accomplish almost any Master Keying assignment.

Access Control Solutions For Small And Growing Businesses

Chad Bryant of ASSA ABLOY

8:00 am - 10:00 am : FREE



Centrios, a new brand within ASSA ABLOY, radically simplifies access control for small and growing businesses. By connecting Centrios smart locks and readers with a simple to use mobile app, owners can grant access, manage schedules, view access history, and users can unlock openings with a touch of their phone. This session will cover:

- Security needs for small businesses
- Introducing Centrios, a new brand under ASSA ABLOY
- Basic installation of Centrios cylindrical locks and readers
- Setting up a Centrios system

Continuous Hinge Installation

Steve Pyatte of Select Hinges

8:00 am - 10:00 am : FREE



This course will cover everything you need to know to get started using continuous hinges. Students will cover what a continuous hinge is, the benefits of a continuous hinge and how to continuous hinge works. Hands-on Instructions will feature a demonstration showing students how to install a continuous hinge on a full door.

Advanced Breaking And Entering

David Thielen of IML Security Supply

8:00 am - 12:00 pm : \$50.00



This course is perfect for people who want to learn the tips, tricks and techniques of the trade. Demonstrations of bypass techniques covering some of the most popular residential and commercial lock sets will be performed.

- Interchangeable Cores
- Panic Devices
- High Security
- Mortise Locks
- Storefront Locks

You will also review templating for drilling rim, mortise cylinders, high security and office equipment

Cylindrical And Mortise Locks: Things You Must Know To Install And Service

Erik Cameron of Dormakaba

8:00 am - 12:00 pm : \$50.00



This course is intended to familiarize the attendee with installing and maintaining Cylindrical Locks and Mortise Locks. The training session will include review of Grade 1 requirements relating to manufacturing and use, proper selection of hardware, hands-on experiences for applications and options for adding features in the field. Subjects to be covered include:

- Overview of Cylindrical & Mortise Product Types & Options
- Lockset Functions & Applications
- Mortise Locks Installation/Assembly
- Cylindrical Locks Installation/Assembly
- Troubleshooting Cylindrical & Mortise Locks

Electric Circuits, Wiring Diagrams And System Design

Rodger Schmidt of ASSA ABLOY

8:00 am - 12:00 pm : \$50.00



This course is designed for participants who have previous basic and advanced wiring electronic knowledge and use of a multi-meter. Topics to be covered in this course are: basic understanding of the power supply and setting up the electric circuit using a load calculator, creating an Operations Narrative in conjunction with a wiring diagram, setting up advanced wired systems and product troubleshooting. This course includes instructional and hands-on exercises covering the following subjects:

- Power Supply Circuits
- Operational Narrative
- Review of Voltage, Amperage and resistance with a multi-meter
- DK-26 and AQD6 Power Supply
- Team layout and wire a operational Man-Trap
- Basic system troubleshooting
- Load Calculator
- Creating Wiring Diagram
- Series vs. Parallel Wiring
- Magnetic locks and electric strike setup and wiring

Intro To Automotive Locksmithing

Mike Kenessey of Lishi

8:00 am - 12:00 pm : \$50.00



This four hour course is perfect for those with little-to-no experience in automotive locksmithing. This course begins from the ground floor and covers all of the basics. Topics covered include but are not limited to:

- The history of automotive security
- Understanding transponder key systems
- Vehicle entry
- Lock decoding, cutting and programming
- Transponder chip cloning
- Intro to Lishi tools
- And More

MVP Access Cloud Based Access Control

Andy Phelps of Alarm Lock

8:00 am - 12:00 pm : \$50.00



This course will introduce security professionals to cloud-based MVP Access. MVP does not require on-premise software. Access to the cloud software allows users to see real time reporting of events and full control of the system. MVP is enterprise level software and is ACaaS (Access Control as a Service). This ACaaS gives the dealer RMR (Recurring Monthly Revenue).

The security professional will need to set themselves up as a dealer on the NAPCO Comnet website. Topics covered will include gateway enrollment, expander discovery and lock discovery as well as the basics of the software. The MVP phone App will also be covered, which includes free mobile credentials.

Transponder Keys, Key Machines And Programming

Tony Presidio of Ilco/AD

8:00 am - 12:00 pm : \$50.00



If you are new to the industry or simply looking for a better way to offer key programming products and services, this 4-hour, hands-on course is a must. Learn about the Smart Pro vehicle key programmer and its worldwide leading software development, as well as other industry leading solutions, including the RW4 Plus with M-Box Technology along with a review of industry leading Transponder Keys, Remotes and Key Cutting Equipment.

Also covered will be transponder technology, troubleshooting, industry trends and other important information relating to the automotive key programming industry. On completion, students will have experienced at the vehicle programming steps, troubleshooting and cloning capabilities. Each attendee will be provided with an ROI Model (return on investment) focusing on the use of a Smart Pro.

Thursday, April 17, 2025

Afternoon Courses And Descriptions

Electronic Access Control On Heavy Glass Door Openings

Dan Joella of ASSA ABLOY
10:15 am - 12:00 pm : **FREE**



Solutions for EAC in the Heavy Glass Door (084126) Section. New build as well as Retrofit options including mag locks, shear locks, electric strikes w/ Panics, locking pulls, mortise locks, and cylindrical locks.

Door Interlocks: Applications And System Design

Skip Burnham of Dortronix
11:00 am - 12:00 pm : **FREE**



In this one-hour AIA and BICSI recognized course we will review the various types of door Interlocks, Mantraps, Sallyports and their applications.

SAVI Certification: Institutional Security Survey

Andy Phelps of Alarm Lock
1:00 pm - 3:00 pm : **FREE**



This course will provide students with the knowledge to conduct a non-product-specific SAVI (School Access-control Vulnerability Index) review of a school to show the presence, or lack thereof, of systems and structures aimed at limiting an active shooter from gaining access.

Students will be shown how to properly conduct a site survey and what to look for during the survey. Items on the index will be broken down into the three main areas for review: exterior protection, interior protection and interior locking.

At the conclusion of the course, the student will be certified to conduct a SAVI report and will be awarded a certificate of completion.

Travel Trailers, RV's And Campers With Blue Dog Keys

Joey Jackson of Framon
1:00 pm - 3:00 pm : **FREE**



This course will cover the major players in the Camper/RV industry in this two-hour class-Global Link, Bauer, Trimark, and FIC. Learn about the products available to you when you need to replace & rekey locks on Campers and RV's. Framon's Blue Dog division offers a rekeying kit, master keys, change keys and core removal keys for most brands and servicing this profit center is easier than you think!

Access Control Basics

Cole Nebeker of Prodatakey
1:00 pm - 5:00 pm : **\$50.00**



This course is designed to teach the basics of access control to entry-level technicians and installers. This hands-on course will examine different types of access controllers, connectivity methods, wiring, different types of locking hardware, reader technology, power implementation, and even using software to understand programming a system. Class attendees will participate in hands-on wiring of multiple controllers and devices, followed by mobile programming and configuration resulting in a real-life installation experience.

Access Control Power And Distribution Design

Rodger Schmidt of ASSA ABLOY
1:00 pm - 5:00 pm : **\$50.00**



This 4 hour hands-on course is designed to help individuals understand the steps and processes to select the correct size of power supply(s) and distribution board(s) as they setup an access control system. We will review general power supplies and distribution boards commonly used in small to medium size access control systems up to 10 doors. Items to be focused on:

- Access System layouts
- Circuit design through site surveys
- Power supply types, changes and fire relays
- Distribution boards types, features and fire relays
- How to select the proper power supply exercises
- Extending the power supply to distribution boards
- Hands-on power supply, fire relays and distribution boards exercises

Advanced Automotive Key Programming

Mike Kenessey of Lishi
1:00 pm - 5:00 pm : **\$50.00**



The Advanced Automotive Key Programming course is designed for locksmiths looking to deepen their expertise in key programming, transponder systems, and MODERN vehicle security technologies. This course covers advanced techniques for programming and reprogramming keys, remotes, and key fobs for a wide range of vehicles with the latest immobilizer systems. Students will gain experience with various automotive key programming tools, software, and diagnostic equipment, including methods for dealing with complex immobilizer systems and electronic control units (ECUs).

The course dives into troubleshooting and resolving key-related issues and developing new skills tied to OEM and aftermarket key programming solutions.

Upon completion, participants will have a roadmap on how to continue their journey into the different, new and complex immobilizer systems that their competition can't solve.

Lock Picking Tips And Tricks

Dave Thielen of IML Security Supply
1:00 pm - 5:00 pm : **\$50.00**



Lock picking is the art of unlocking a lock by analyzing and manipulating the components of the lock device and not damaging the lock. This course offers hands-on exercises with specially designed cylinders to gain practical experience and understanding. Lock bumping will also be demonstrated and performed by the students.

Upon completion, students will have a greater understanding of lock picking, for both pin and disk tumbler cylinders. Tools and cylinders will be provided for this course.

Low Energy Automatic Operators And Exit Alarms

Corey Zachary of DETEX
1:00 pm - 5:00 pm : **\$50.00**



Detex offers a wide range of security door hardware products that are durable, easy to install and innovative. During this course, you will learn requirements, troubleshooting, programming and installing an operator.

This session will also cover what other equipment may be required such as electrified panic hardware, wireless push buttons, etc. This course will focus on Exit Alarms, showing you how to provide a secure locking system, quickly adding alarms on secured doors and will provide hands-on installation.

Security And Low Energy Door Sensor Integration

Rob Rivera of BEA
3:15 pm - 5:00 pm : **FREE**



This hands on course will provide the students with the BEA BR3-X logic module and how to program the module to function in different access control applications from Interlock, Sequencing, Restroom and Openings utilizing operators and access control.

In addition we will review the aspect of providing safety on low energy doors and the latest technology to working with BEA laser based sensors.

Setting Up A Milesight Video System

Michael Slack of Milesight
3:15 pm - 5:00 pm : **FREE**



The course will cover how to initialize the NVR and cameras using the built in POE switch and the plug and play technology. This technology is very easy to use and does not require IT knowledge. We will go over setting up the recording schedules and configuring the AI analytics for advanced detection.

We will cover the Milesight phone APPs and the remote Camera Management Software. The last topic will be an introduction to LPR and deploying LPR cameras.

A SPECIAL THANK YOU TO OUR FOOD SPONSOR



ALLEGION™



**ONLY \$183
A NIGHT**

Room rate Expires
April 1st




SHERATON



Hosted at:

SHERATON DOWNTOWN SALT LAKE CITY

150 West 500 South | Salt Lake City, Utah 84101

Call (801) 401-2000 and tell them you will be attending
the IML Security Training April 16th-18th

Pre-Registration & Cancellation Instructions

How to Pre-Register

Signing up for the IML Security Training is quick and easy! Use one of the below 3 options:

1. Visit www.imlss.com, click on the IML Training link and follow the step-by-step instructions.
2. Contact your local IML Branch at **(801) 486-0079** and a representative will pre-register you.
3. Complete the pre-registration form located in this flier and give to an IML Representative.

Online registration closes **April 8th** however, you can register on-site for any unfilled courses. Talk with a local IML Representative for full details on courses.

Cancellation Policy

If you are not able to attend a scheduled training course and would like a refund, please send a cancellation request at least 24 hours prior to your course(s) to crystalh@imlss.com. If we do not receive a cancellation notification, you will be charged for the course(s) you do not attend.



Experience The Difference

Meeting Date: March 19, 2025
Meeting Time: 9:00 am



REQUEST FOR MEETING WITH BINGHAM COUNTY COMMISSIONERS FORM

The Board of County Commissioner's hold meetings various days throughout the week, which are coordinated with the Commission Clerk. Per Idaho Code §74-204(1), the Board cannot hold a meeting without less than 48 hours' notice and posting on the Commission Agenda. Any person(s) needing special accommodations should contact the Lindsey Dalley, Commission Clerk, at (208)785-3013.

Name: Mark Gough

Email: mgough@binghamid.gov

Phone Number: 208-782-2688

Address: 501 N. Maple #304, Blackfoot, ID 83221

1. What is the topic of discussion that you wish the Board to have?

It is a review of the County Annual Juvenile Justice Report to the Idaho Department of Juvenile Corrections. It is data that has been gathered through the Idaho Juvenile Offender System (IJOS) that we use for case management. IDJC has put this data in chart form.

2. Approximately how much time will you need for this agenda item?

Approximately 10-15 minutes.

3. Will you be requesting that the Board make a decision?

No decision needs to be made.

4. Have all supporting documents been included with this form? If not, please note that your meeting may not be scheduled until all necessary documentation has been provided to the Commission Clerk.

Shane Boyle with the Idaho Department of Juvenile Corrections will be bringing charts to present.

5. Please provide the name and contact information of the individuals that you would like to be invited to the meeting. (Include name, telephone number and email address if known)

Shawn Hill-shill@binghamid.gov

Shane Boyle -shane.boyle@idjc.idaho.gov

Please hand deliver or email this completed form, along with all supporting documents to Lindsey Dalley at Ldalley@binghamid.gov, at least 24 hours prior to your scheduled meeting time.



REQUEST FOR MEETING WITH BINGHAM COUNTY COMMISSIONERS FORM

The Board of County Commissioner's hold meetings various days throughout the week, which are coordinated with the Commission Clerk. Per Idaho Code §74-204(1), the Board cannot hold a meeting without less than 48 hours' notice and posting on the Commission Agenda. Any person(s) needing special accommodations should contact the Lindsey Dalley, Commission Clerk, at (208)785-3013.

Name: Pam Eckhardt

Meeting Date: *Monday, March 19, 2:30*

Phone Number: 208-782-3160

1. What is the topic of discussion that you wish the Board to have?

Discuss the county participation in American 250 celebrations, in particular for Idaho:

Declaration 250 from the National Archives - Home of the Declaration of Independence:

On July 4, 2026, our nation will commemorate and celebrate the 250th anniversary of the signing of the Declaration of Independence. The journey toward this historic milestone is an opportunity to pause and reflect on our nation's past, honor the contributions of all Americans, and look ahead toward the future we want to create for the next generation and beyond.

Declaration 250 Idaho:

- Resolution on Two Lights for Tomorrow
- Day of Service – April 18, 2025

The America250 Resolution Template is designed to support Idaho's local governments, counties, and communities as they engage in the nationwide commemoration of America's 250th anniversary in 2026. This document serves as a formal resolution framework, encouraging communities to recognize this historic milestone and honor Idaho's unique contributions to the nation's story. Municipalities and counties across Idaho are invited to adopt this resolution as part of their America250 commemoration efforts. By doing so, they publicly affirm their commitment to engaging residents in reflective, educational, and celebratory activities, recognizing Idaho's journey in America's legacy. The resolution can be introduced and adopted during council meetings or by county boards, allowing communities to foster partnerships, organize local events, and connect Idaho's story to the broader ideals of equality, liberty, and justice.

2. Approximately how much time will you need for this agenda item?

30 minutes

Will you be requesting that the Board make a decision? **Yes**



Immediate Release: July 3, 2024

Contact: Mark Breske, Marketing and Communications Officer, Idaho State Historical Society, mark.breske@ishs.idaho.gov, (208) 514-2330.

Idaho's Journey, America's Legacy: Idaho Prepares to Commemorate the Nation's 250th Anniversary in 2026

Boise, ID — Today, on the 134th anniversary of Idaho Statehood, Gov. Brad Little and the Idaho State Historical Society (ISHS) announced the beginning of a new multi-agency initiative to commemorate the 250th anniversary of America's founding, known as America250 in Idaho.

America250 in Idaho

On July 4, 2026, Americans will celebrate and honor the 250th anniversary of the Second Continental Congress' signing of the Declaration of Independence and the founding of a more perfect Union. Idaho, along with dozens of other states and American territories, will commemorate this nationally significant milestone as part of a grand and unified effort known as America250.

ISHS will lead a task force comprised of key stakeholders in state government to execute the America250 in Idaho Commemoration from 2024 to 2027. Task force agencies include:

- Office of the Governor
- Idaho Secretary of State
- Idaho Commission on the Arts
- Idaho Commission for Libraries
- Idaho Department of Commerce
- Idaho Department of Education
- Idaho Department of Parks and Recreation
- Idaho Public Television
- Idaho State Department of Agriculture

The America250 in Idaho Commemoration will advance several legacy projects and community engagement opportunities to highlight Idaho's rich history and contributions to the nation. Idaho's participation in the national America250 initiative reflects the state's commitment to honoring its past

BINGHAM COUNTY, IDAHO PROCLAMATION 2025

RECOGNIZING THE TWO LIGHTS FOR TOMORROW INITIATIVE AND COMMEMORATING THE SPIRIT OF AMERICAN INDEPENDENCE

WHEREAS, on the night of April 18, 1775, Paul Revere, William Dawes, and Samuel Prescott embarked on their historic ride to warn the American colonists of the advancing British troops, an event that played a critical role in the beginning of the American Revolution; and

WHEREAS, the following day, April 19, 1775, marked the Battles of Lexington and Concord, military engagements of the American Revolutionary War, which ignited the struggle for American independence; and

WHEREAS, The events of April 18 and 19th 1775 signaled the urgent call for unity and defense against oppression, a spirit that ultimately culminated in the drafting and adoption of the Declaration of Independence on July 4, 1776, which formally articulated the colonies' right to self-governance and enshrined the principles of liberty, self-determination, and unalienable rights that continues to this day to define the American identity; and

WHEREAS, Henry Wadsworth Longfellow immortalized this moment in history through his famous poem *Paul Revere's Ride*, recounting the lantern signal—one if by land, and two if by sea—displayed in the belfry of the Old North Church as a call to arms for American patriots; and

WHEREAS, the significance of light overcoming darkness is a theme deeply rooted in history and faith, and Easter weekend, observed by many as a time of renewal and hope, parallels the *Two Lights for Tomorrow* initiative as a symbol of guiding light, resilience, and the triumph of freedom over oppression; and

WHEREAS, the *Two Lights for Tomorrow* national initiative seeks to honor this pivotal moment in history by encouraging individuals, businesses, and institutions to display two lights in their windows on the night of April 18, 2025, as a symbol of remembrance and unity; and

WHEREAS, the *Two Lights for Tomorrow* initiative also encourages communities across the nation to dedicate April 19, 2025, as a Day of Service, demonstrating the American spirit of resilience, civic engagement, and commitment to the common good; and

NOW, THEREFORE, BE IT RESOLVED that Bingham County will participate in the *Two Lights for Tomorrow* initiative by placing two lights in the windows of county buildings on

Paul Revere's Ride

By Henry Wadsworth Longfellow


LISTEN, my children, and you shall hear
Of the midnight ride of Paul Revere,
On the eighteenth of April, in Seventy-five;
Hardly a man is now alive
Who remembers that famous day and year.

He said to his friend, "If the British march
By land or sea from the town to-night,
Hang a lantern aloft in the belfry arch
Of the North Church tower as a signal light, —
One, if by land, and two, if by sea;
And I on the opposite shore will be,
Ready to ride and spread the alarm
Through every Middlesex village and farm,
For the country folk to be up and to arm."

Then he said, "Good night!" and with muffled oar
Silently rowed to the Charlestown shore,
Just as the moon rose over the bay,
Where swinging wide at her moorings lay
The Somerset, British man-of-war;
A phantom ship, with each mast and spar
Across the moon like a prison bar,
And a huge black hulk, that was magnified
By its own reflection in the tide.

Meanwhile, his friend, through alley and street,
Wanders and watches with eager ears,
Till in the silence around him he hears
The muster of men at the barrack door,
The sound of arms, and the tramp of feet,
And the measured tread of the grenadiers,
Marching down to their boats on the shore.

Then he climbed the tower of the Old North Church,
By the wooden stairs, with stealthy tread,
To the belfry-chamber overhead,
And startled the pigeons from their perch
On the sombre rafters, that round him made
Masses and moving shapes of shade, —
By the trembling ladder, steep and tall,
To the highest window in the wall,
Where he paused to listen and look down



And under the alders that skirt its edge,
Now soft on the sand, now loud on the ledge,
Is heard the tramp of his steed as he rides.
It was twelve by the village clock,
When he crossed the bridge into Medford town.
He heard the crowing of the cock,
And the barking of the farmer's dog,
And felt the damp of the river fog,
That rises after the sun goes down.

It was one by the village clock,
When he galloped into Lexington.
He saw the gilded weathercock
Swim in the moonlight as he passed,
And the meeting-house windows, blank and bare,
Gaze at him with a spectral glare,
As if they already stood aghast
At the bloody work they would look upon.

It was two by the village clock,
When he came to the bridge in Concord town.
He heard the bleating of the flock,
And the twitter of birds among the trees,
And felt the breath of the morning breeze
Blowing over the meadows brown.
And one was safe and asleep in his bed
Who at the bridge would be first to fall,
Who that day would be lying dead,
Pierced by a British musket-ball.

You know the rest. In the books you have read,
How the British Regulars fired and fled, —
How the farmers gave them ball for ball,
From behind each fence and farm-yard wall,
Chasing the red-coats down the lane,
Then crossing the fields to emerge again
Under the trees at the turn of the road,
And only pausing to fire and load.

So through the night rode Paul Revere;
And so through the night went his cry of alarm
To every Middlesex village and farm, —
A cry of defiance and not of fear,
A voice in the darkness, a knock at the door,
And a word that shall echo forevermore!
For, borne on the night-wind of the Past,



Meeting Date: March 19, 2025
Meeting Time: 3:00 pm

REQUEST FOR MEETING WITH BINGHAM COUNTY COMMISSIONERS FORM

The Board of County Commissioner's hold meetings various days throughout the week, which are coordinated with the Commission Clerk. Per Idaho Code §74-204(1), the Board cannot hold a meeting without less than 48 hours' notice and posting on the Commission Agenda. Any person(s) needing special accommodations should contact the Lindsey Dalley, Commission Clerk, at (208)785-3013.

Name: Tiffany Olsen Email: tolsen@binghamid.gov
Phone Number: 208-782-3177 Address: 490 N Maple Street, Suite A

1. What is the topic of discussion that you wish the Board to have?

Meeting to:

- (1) receive the Planning & Zoning Commission's recommendation to approve the Murkwood Subdivision, a replat of Lots 1 and 2 of Block A in the Grimmert's Addition, to create a 4-lot residential subdivision located at approx. 759 West 200 North, 198 N 750 W and 196 N 750 W, all located in Blackfoot, on approx. 3.99 acres as proposed by property owners Mathew and Corrie Cagle and John and Tracy Stewart.
- (2) approve the proposed Lot 4 to be less than one acre in size, located in a "C1" Light Commercial zone, pursuant to Bingham County Code Section 10-6-6(B)(5) *Area Regulations*.

(action item)

2. Approximately how much time will you need for this agenda item? 30 min

3. Will you be requesting that the Board make a decision? Yes

4. Have all supporting documents been included with this form? If not, please note that your meeting may not be scheduled until all necessary documentation has been provided to the Commission Clerk.

This is not a Public Hearing. A Staff Report packet will be prepared and delivered to the Lindsey in advance for Board preparation.

5. Please provide the name and contact information of the individuals that you would like to be invited to the meeting. (Include name, telephone number and email address if known)

Paul Rogers

Tiffany Olsen

Addie Jo Jackman

Chris Street

Please hand deliver or email this completed form, along with all supporting documents to Lindsey Dalley at Ldalley@binghamid.gov, at least 24 hours prior to your scheduled meeting time.